

## D2000 Series: Muldipol Military Antennas

### VHF/UHF Models

#### Description

Our Muldipol line of VHF & UHF dipole antennas have been specifically developed for air traffic control, ground-to-air, ground-air-ground, and naval applications.

**TACO Antenna's multiple output antenna design offers the operation of up to three stacked dipoles operating simultaneously within one radome.**

#### Reliable

- Rugged lightweight construction
- Transportable and compact
- Long-term life cycle results in cost savings
- 3 year warranty

#### Reduce Footprint

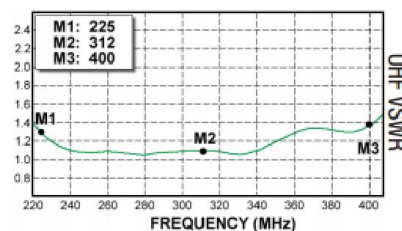
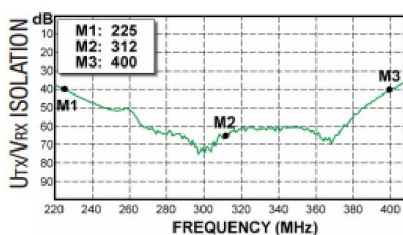
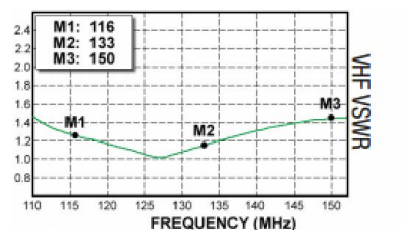
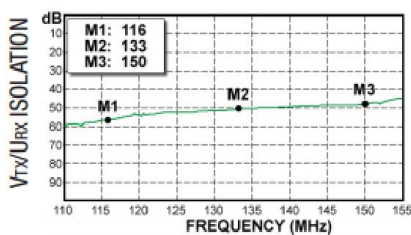
- Multiple outputs
- Combination of VHF & UHF frequencies
- High isolation between antenna elements

#### Proven Performance

- Used by NATO military forces/defence contractors around the world
- MIL-STD-810F
- Reduced installation time/cost for permanent installations



## Model D2213 Electrical Test Results



## SPECIFICATIONS

### Environmental

- Tested to MIL-STD810F
- Operational Temp -40° to 70°C (-40° to 158°F)

### Electrical

- Polarization Vertical
- Omni Directionality within 1 dB
- VSWR (max.) 2:1
- Connector Type "N" Female
- D2295 equipped with lightning rod
- D2296 equipped with LED
- Impedance 50 Ohms
- VHF Applied Power 350 W Continuous; UHF Applied Power 250 W Continuous
- Vertical Beam Deviation  $\pm 10^\circ$  (horizon)

MODEL	NUMBER OF CONNECTORS					GAIN (dBi)	ISOLATION MIN (dB)	HPBW (°)	MAST OD (IN)	LENGTH (IN/CM) T-TOTAL U-UPPER L-LOWER	WEIGHT (LBS/KG)	SECTIONAL	NSN
	FREQUENCY (MHz)												
	VHF			UHF									
	108-174	116-150	138-174	225-400	400-470								
D2118		1		2		2.0	30	75	3	115.8/294.1	13.0/5.9	-	5985-01-186-2740
D2211*	1			1		1.5	-	75	3	103.0/261.6	14.0/6.4	-	5985-01-568-9419
D2213		1		1		2.0	32	75	3	86.0/218.4	10.0/4.5	-	5985-01-149-9091
D2218		2		1		2.0	30	75	3	168.5/427.4	16.5/7.5	-	5985-01-301-5437
D2218A		2		1		2.0	30	75	3	T-170.0/431.8 U-61.0/154.9 L-112.0/284.5	17.0/7.7 4.5/2.0 12.5/5.7	2 PIECE	5985-01-063-1474
D2241	1			1		1.5	41	75	3	106.0/269.3	14.0/6.4	-	-
D2295		1		2		2.0	30	75	3	116.6/296.2	23.0/10.4	-	5985-01-383-8620
D2296		2		1		2.0	30	75	3	196.5/499.1	31.0/14.1	-	5985-01-383-8569

\*Diplexer, one at a time

## WIND LOAD SPECIFICATIONS

MODEL		D2118	D2211	D2213	D2218	D2218A	D2241	D2295	D2296
ANTENNA PROJECTED AREA (ft <sup>2</sup> )	NO ICE	1.54	1.42	1.21	2.12	2.21	1.35	1.50	3.01
	1/2" RADIAL ICE	2.40	2.21	1.87	3.37	3.46	2.09	2.35	4.37
BENDING MOMENT (ft-lbs)	*NO ICE	171.4	141.4	97.4	359.1	373.6	125.6	163.0	613.5
	**1/2 RADIAL ICE	70.0	58.1	39.5	148.0	151.9	51.1	66.5	222.3
***SURVIVAL RATING (mph) (NO ICE)		150	150	150	100	-	150	150	-

\* Wind Speed = 100MPH

\*\* Wind Speed = 50MPH

\*\*\* Safety Factor of 1.65 Included Per TIA-329

TACO Antenna also offers UHF and VHF multiple antenna combinations / options.

*Please contact us for further details.*